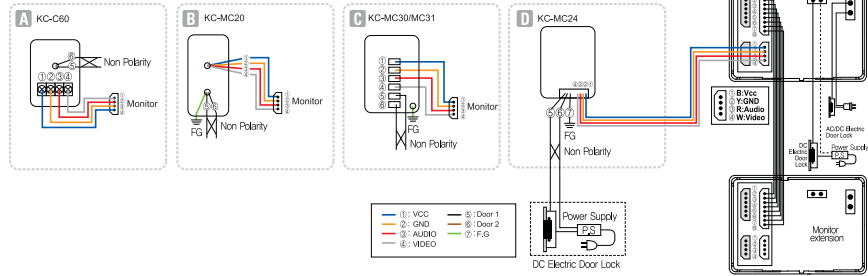
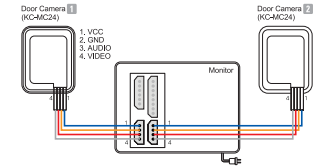


+ 4 Wire system wiring Diagram KCV-A374

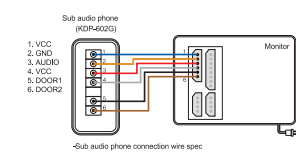
■ Camera Connection



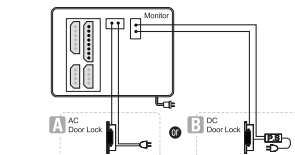
■ Camera Connection



■ Sub Audio Phone Connection

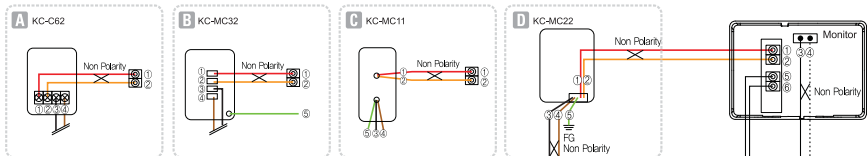


■ Door Lock wiring diagram on monitor

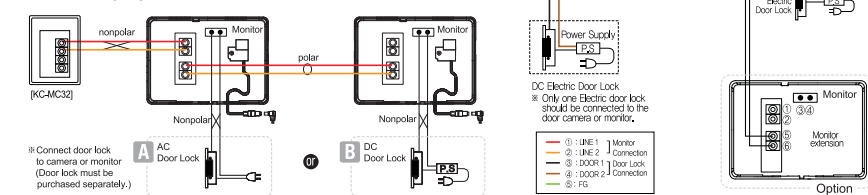


+ 2 Wire system wiring Diagram KCV-A372 / KCV-D372

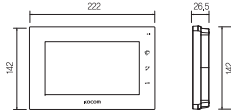
■ Camera Connection



■ Door Lock wiring diagram on monitor



Dimension



Specifications

Model	KCV-D372	KCV-A372	KCV-A374
Power	DC12V±3V	AC 100V~AC240V	50/60Hz
Power consumption	Max : 0.9W / Stand by : 13W	Stand by 0.8W (±20%) , Max 13W (±20%)	
LCD	17.8cm (7") Color Digital LCD (NTSC / PAL Auto switching)		
Mount Type	Surface Mount		
Wiring	Camera : 2 wires (Non polarity)	Camera : 4 wire (Polarity)	
	Extension monitor : 2 wires (polarity)	Wiring Sub audio phone : 6 wire (Polarity)	
		Extension monitor : 8 wire (Polarity)	
Max. Wiring distance	TIV 1.0mm Cable : 150m (MAX), CAT.5E Cable : 100m (MAX)		
Communication system	Handsfree type		
Ambient temperature	0°C ~ 40°C		
Dimension (mm)	222(W) × 144(H) × 26.5(D)	222(W) × 144(H) × 33(D)	

Door Camera Connection



2 wire	KC-C62	KC-MC32	KC-MC22	KC-MC11	-
4 wire	KC-C60	KC-MC30	KC-MC24	KC-MC20	KC-MC31

New



Slim Design

Digital Color TFT LCD

Easy & simple installation

2&4 Wire Color Handsfree Videophone
KCV-A372 / D372 / A374

- Clear image and high resolution 7Inch Color Digital LCD
- Compact & Slim Design
- Easy & Simple installation
 - 2 Wire non-polarity KCV-A372 / KCV-D372
 - 4 Wire polarity KCV-A374
- Connection up to 2 Door Cameras and 2 Monitors with Sub-Audio Unit (KDP-602G) (KCV-A374)
- Combination & Intercom function of indoor (KCV-A374)
- Automatic connection check between monitor and camera
- Call & Communication with visitor & Door open function
- Door Opener Connectable from Either Monitor or Camera

Kocom's Stylish and High Quality Videophone Upgrades Your Home

Perfect Item for Your Security & Home Decoration, Easy to Install Everywhere like Single house, Multi Apartment, Condominium & Villa.



White



General Screen

Bright and Clear Image

Thanks to Kocom's LED technology, brightness and image quality are improved more than 50%.



KCV-372 Screen




2 wire & 4 wire Easy Installation

Anyone can install only with 2 wires non-polarity easily.



Long Distance Connection

Adapting high technology & Knowhow, it can be used at the distance of 100m using UTP or CAT5 cable. (TIV 1.0mm : Over 150m)
Coaxial cable is no longer necessary. (Saving cable cost)



OSD & Touch-Key Application

Convenient and easy to operate using OSD & Touch-key.



Simple & Slim Design

Simple and Slim design makes your interior elegant.



Installation is possible in any place.

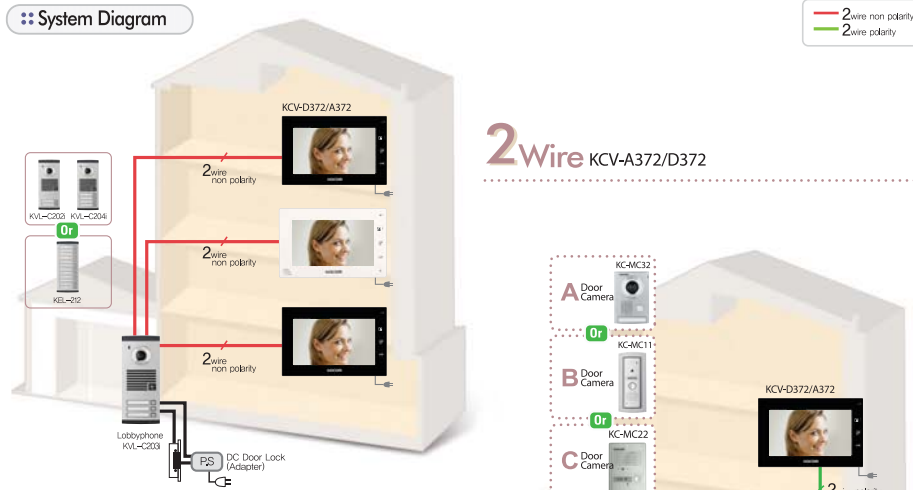
House / Apartment / Office in any place where you need security.

OSD in Operating Condition

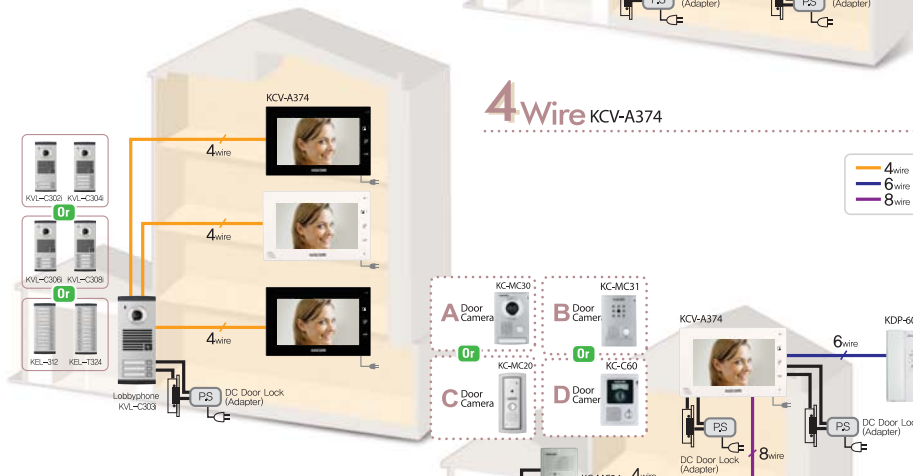
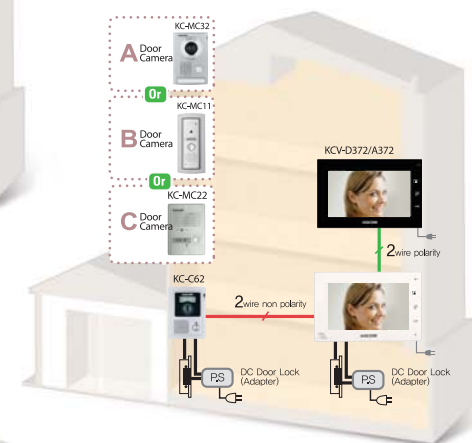
Thanks to applied OSD function, the operating condition like **CAM1 Call, CAM2 Call, CAM1 Talk, CAM2 Talk, CAM1 View, CAM2 View, SUB Call, SUB Talk, Door open, LCD Color brightness** are visible on screen.

	CAM 1, CAM 2, SUB Call	Calling status
	CAM 1, CAM 2 View	Monitoring status
	CAM 1, CAM 2, SUB Talk	Talking status
	Open	Door open in calling status
	Open	Door open in monitoring status
	Open	Door open in talking status
	Bright : 7	Brightness control

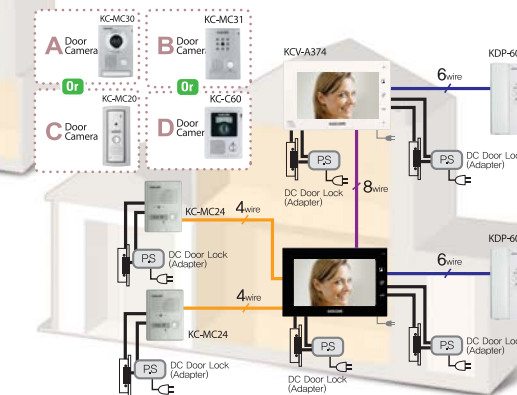
System Diagram



2Wire KCV-A372/D372



4Wire KCV-A374



Option

